

2018 ZIMBABWE IMPACT REPORT



WORLD BICYCLE RELIEF MOBILIZES PEOPLE THROUGH THE POWER OF BICYCLES.

We envision a world where distance is no longer a barrier to independence and livelihood.

ZIMBABWE COUNTRY PROFILE



390,757 Km²
SURFACE AREA¹

17.1M
POPULATION¹



43.3/Km²
POPULATION DENSITY¹




68% LIVE IN RURAL AREAS²



32% LIVE IN URBAN COMMUNITIES²

In areas of Zimbabwe where walking is the primary mode of transportation, **distance is a challenge to earning a livelihood.**



38%
OF RURAL ZIMBABWE
LIVES ON LESS THAN
\$2 PER DAY³



In areas where distance is a challenge, meeting everyday needs is a struggle against time and fatigue.



9Km
AVERAGE DISTANCE TO
A HEALTHCARE FACILITY⁷

SCHOOL ENROLLMENT RATE⁴

89%



PRIMARY GIRLS

49%



SECONDARY GIRLS

88%



PRIMARY BOYS

48%



SECONDARY BOYS



LIFE EXPECTANCY¹
59 YEARS



HIV PREVALENCE¹
14.7%



ACCESS TO SAFE WATER¹
96%

REFERENCES:

- 1) <http://worldpopulationreview.com/countries/zimbabwe-population/>
- 2) <http://tradingeconomics.com/zimbabwe/rural-population-percent-of-total-population-wbr-data.html>
<http://uis.unesco.org/country/ZW>

- 3) https://www.hfgproject.org/wp-content/uploads/2015/02/Zimbabwe_Health_System_Assessment20101.pdf
- 4) https://www.unicef.org/infobycountry/zimbabwe_statistics.html

DEAR FRIENDS

We at World Bicycle Relief have the honour of being a world-class organization that is paving the way for increased mobility in Zimbabwe. Offering quality products and excellent service, we stand shoulder to shoulder with our global partners.

Not everyone has the luxury of riding a bicycle when they really need it. However, when one does it often does the trick to bring one closer to one's home environment and makes it easier to commit to various tasks, whilst making one healthier and happier.

We would like to show our appreciation to our customers, donors and our partners for their ongoing support this year. We thank you for being part of the journey that has made this organization one to be extremely proud of. It has not always been smooth sailing, there have been some hurdles, but we know that through strong, fearless and determined resilience we have faced these hurdles and have overcome them. We are encouraged by your continued patronage as we implement measures aimed at bringing you more value and a greater experience.

We would also like to salute our staff for excelling in their roles this year. Despite challenges, they have demonstrated their amazing work ethics and resilience.



Gareth Desmond
Country Director
World Bicycle Relief – Zimbabwe
Stand 540, Roro Close,
Ruwa, Zimbabwe
+(263) 0772404290
+(263) 0273 2132435/2132760
gdesmond@worldbicyclerelief.org





OUR IMPACT IN ZIMBABWE

WHERE WE WORKED IN 2018

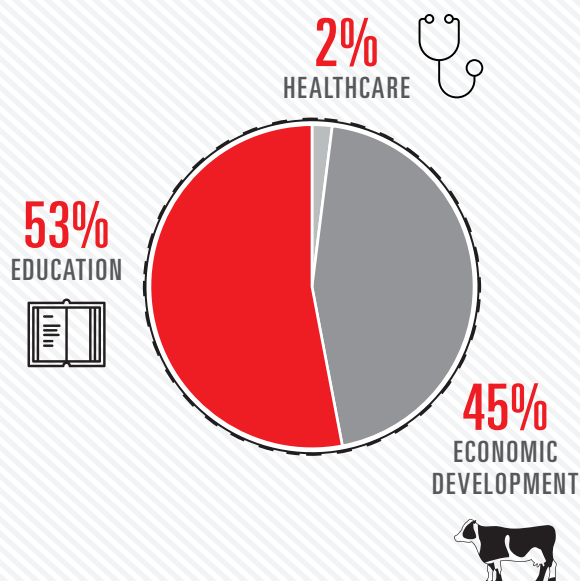


Program Sector	Type	Location	Partner	# of Bicycles
EDUCATION	PHILANTHROPIC	Chivi	CARE	2,202
		Mberengwa	CARE	1,060
		Insiza	World Vision	706
		Mangwe	World Vision	532
		Hwange	Greenline Africa Trust	300
HEALTHCARE		Marondera	Borrodaile Trust	2
		TOTAL		4,802
EDUCATION	SOCIAL ENTERPRISE	Various	Various	2,974
HEALTHCARE		Various	Various	281
ECONOMIC DEVELOPMENT		Various	Various	5,062
		TOTAL		8,317

PHILANTHROPIC DISTRIBUTIONS & SOCIAL ENTERPRISE

	2018	TOTAL TO DATE
 PHILANTHROPIC PROGRAMS	4,802	53,142
 SOCIAL ENTERPRISE	8,317	56,928
 TOTAL BICYCLES DISTRIBUTED	13,119	110,204
 MECHANICS TRAINED	214	724

BY PROGRAM SECTOR



Program Sector percentages are based on 2018 bicycle distribution data.

MONITORING & EVALUATION

At World Bicycle Relief we believe that all answers are found in the field. As this ethos lies at the heart of our organization, we have a dedicated Monitoring and Evaluation (M&E) team that extensively measures the impact of our bicycles and programs in the communities in which we operate. Through data collection and face-to-face interactions, we capture data and process the results, not only to demonstrate where our donor money goes, but also to help us continuously improve our programs and our Buffalo Bicycles.

What we measure:

PERFORMANCE

We monitor attendance, performance, empowerment and retention as well as overall bicycle usage

ACCOUNTABILITY

We ensure accountability through monthly reporting and termly meetings with our Bicycle Supervisory Committees (BSCs) and partners

DURABILITY

We evaluate trends related to the durability of our bicycles through service logs and conversations with our specially-trained Buffalo Bicycle mechanics

SUSTAINABILITY

We look at baseline through to endline evidence and monitor all aspects of our programs to ensure longevity and sustainable impact



FUND-A-SCHOOL

In November 2018, Nejambezi Secondary School in Jambezi Village near Victoria Falls received 120 Buffalo Bicycles as part of WBR's inaugural "Fund-A-School" initiative. For Fund-A-School, an individual, organization or fund-raising group is able to sponsor all of the bicycles and BEEP implementation for a specific school or region.

The bicycles for Nejambezi were distributed through our implementing partners, Greenline Africa Trust, who work across sectors with communities in the Victoria Falls area and the donation was funded by California-based electronic bicycle company, Story Bikes. The e-bike company has built their business around their slogan "Pick some wheels. Give some wheels" and has partnered with WBR to donate one Buffalo Bicycle for every Story Bike they sell.

In 2018, Story Bikes' Step Through bike was selected as one of the prestigious items on "Oprah's Favourite Things" annual list. This was featured in O magazine's December issue and has helped raise awareness for their company as well as our mission.

We look forward to our continued relationships with both Story Bikes and Greenline Africa Trust.



BEEP ACTIVITIES IN 2018



BICYCLES
DISTRIBUTED

4,800



SCHOOLS
REACHED

57



SCHOOLS ATTENDED
TERMLY COORDINATION
MEETINGS

97%



BICYCLE SUPERVISORY
COMMITTEES TRAINED

5



NEW MECHANICS
TRAINED
(44 MECHANICS
UPSKILLED)

6

BICYCLES FOR EDUCATION EMPOWERMENT PROGRAM (BEEP)

CASE STUDY: IGATE-T

In 2018, WBR worked with World Vision Zimbabwe (WVZ) and CARE to distribute 4,500 Buffalo Bicycles in 53 secondary schools across four districts of Zimbabwe as part of the Improved Gender Attitudes, Transition and Education Outcomes (IGATE-T) program. This is the second phase of IGATE, with the first phase ending in March 2017. The main objective of the program is to improve access to education for vulnerable girls and boys by providing bicycles and by strengthening community support systems.

Before the distribution of the Buffalo Bicycles, data was collected from students who received bicycles along with students who did not receive bicycles (for comparison) in 24 sample schools. A total of 758 student participated in this study and the performance and attendance rates of these students will be monitored over time.

This initial study indicated that the distance travelled by all the sampled students is 3km and above, with 24% of them travelling more than 10km. Results also indicated that nearly all (94%) of the students walk to school and the recipients of the bicycles were chosen based on the distance that they travelled. Of the students soon to receive bicycles, 29% reported feeling unsafe travelling to and from school.

The study indicated that 72% of the students reported that they arrived late for school at least once a month with 13% indicating that they were late more than 10 days per month. 43% of students missed one to three days of school in the month before the report was compiled and 14% of the students reported missing more than four days in the month.

This initial study highlights the need for a practical intervention that can help the students conquer the barrier of distance. We look forward seeing the impact data after the first year of IGATE-T program is concluded.



CLOSING THE GAP FOR FEMALE STUDENTS

Travelling long distances to and from schools is a major barrier to education in Zimbabwe, especially for female students. Such was the case for 17 year old Langelihle Ncube of Tombo Village of Insiza district. Langelihle, a form four student at Tshazi Secondary School, is an orphan who lives with her grandmother and three siblings. She would need to wake up at 3am each day to do household chores like sweeping and washing dishes before leaving for school. Langelihle lives 18km (11 miles) from her school, the only secondary school in the area, and it would take four hours of walking for her to reach the school, a daily roundtrip of 36km (22 miles) and eight hours on the road.

"I used to come to school at most twice per week because I had to travel so far. I would leave home just after 4am and most of the time I arrived late and very tired. School starts at 7:15am and at times I arrived after 8:00am and would miss the first lessons. This affected me a lot. I used to hate school because of this," says Langelihle.

Her class teacher, Mr Zithelo Mlilo, said that Langelihle's performance at school was dismal because she missed a lot of school days or she would arrive late. She was also often very tired and would struggle to concentrate in class.

In 2017, as part of the IGATE-T project, Tshazi Secondary School received 197 Buffalo Bicycles from World Bicycle Relief. Langelihle was chosen as a beneficiary and was also selected to be a member of the Bicycle Supervisory Committee (BSC).

"Since receiving the bicycle, I now enjoy coming to school and I attend every day. I now travel for 1 hour and 20 minutes and I am among the first students to arrive at school," she says.

Mr Mlilo says that he has noticed a big difference and that Langelihle is punctual every day. Because she arrives early, she now has time to do extra studies and complete her assignments before school starts. He also mentioned that her participation in class in all subjects has increased ever since she received the bicycle and they will continue to monitor her performance.

BASELINE FINDINGS



72%

ARRIVE LATE AT LEAST
ONCE PER MONTH



13%

ARRIVE LATE 10+ DAYS
PER MONTH



43%

MISSSED UP TO 3 DAYS
IN A MONTH



24%

TRAVEL MORE THAN
10KM

OUR SOCIAL ENTERPRISE MODEL

The sustainability and scalability of our programs are two things that are key for us at WBR. Our model combines philanthropic distributions with social enterprise sales, helping us achieve greater efficiencies of scale and distribute more bicycles per donor dollar.

Buffalo Bicycles Ltd., WBR's wholly-owned for profit subsidiary, was created in 2008 to meet the demand for our quality Buffalo Bicycles that grew out of our philanthropic programs. The majority of our bicycles are purchased by other non-profits for their own philanthropic programs, but we also sell direct to the public through our shops in various towns throughout our operating locations.

ZIMBABWE 2018 SOCIAL ENTERPRISE HIGHLIGHTS

This year, the UK Department for International Development (DFID) partnered with Zimbabwe's Ministry of Primary and Secondary Education (MoPSE) and the Campaign for Female Education (CAMFED) for the Zimbabwe Girl's Secondary Education (ZGSE) program. This program is aimed at delivering quality education to marginalized children in rural Zimbabwe, and safeguard students who live long distances from secondary schools. As part of this campaign, CAMFED purchased almost 3,000 Buffalo Bicycles which were delivered to 334 schools across Zimbabwe to provide means of transport to their target beneficiaries. A total of 164 female mechanics were trained by World Bicycle Relief to service and maintain the bicycles in the target schools.



STRONG LIKE A BUFFALO



The Buffalo Bicycle has been specially designed to withstand tough conditions and rural roads, and our expert team of developers are constantly looking at ways of improving the bicycle to ensure its durability. From the solid steel frame, to the

braking system, spokes, tyres, heavy-duty carrier (with a carry load of up to 100kg), seat and handlebars, right through to the optimal brand of grease needed to maintain the bicycle, World Bicycle Relief is committed to excellence in product development and to using well-designed parts that improve the bicycle's functionality, reliability and strength – keeping the bicycles rolling. Our Buffalo Bicycles are locally assembled by our specially-trained team of assemblers, creating local jobs and ensuring that each bicycle is of the same high-quality.

THE ULTIMATE WORKHORSE

Servious is an entrepreneur in Gutu District and neighbouring Buhera District. He started his business selling phone recharge cards and solar lanterns in 2014 and when he began, he faced many challenges including walking up to 40 km each day to sell his wares. Besides the exhaustion from his long journey, he would wear out his shoes in no time, would struggle to carry big loads and he faced the risk of his goods being stolen.

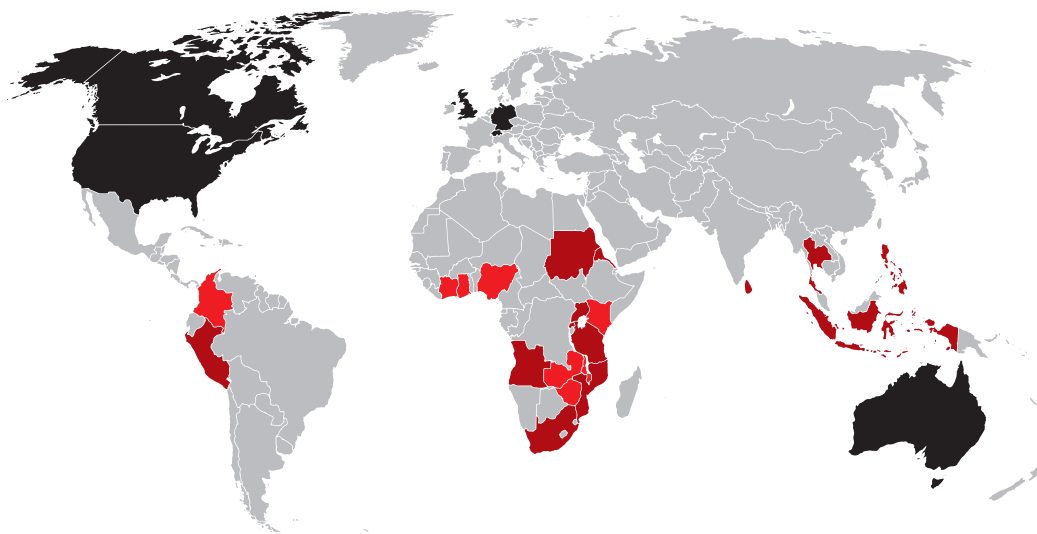
Towards the end of his first year in business, Servious bought a Buffalo Bicycle to use for his work. With the bike, he makes four times as much as he can carry more stock and he spends less time travelling to the markets and can use the extra time to do small scale farming at the irrigation scheme. Servious' wife also uses the bicycles to go to the markets, grinding mill and for going to church services.

"The bicycle changed my life," says Servious. "I used to carry 20 lights to the markets by foot but now with my Buffalo Bicycle I can carry a box with 80 lights at once and travel as far as 60 km to the neighbouring district of Buhera where there is great demand for recharge cards and solar lanterns."

Servious proves that buying a Buffalo Bicycle can make a huge difference in improving the overall livelihood of a household. He adds "And my shoes last much longer!"



WHERE WE WORK



PROGRAM LOCATIONS (2018)
Colombia, Ghana, Ivory Coast, Kenya, Malawi, Nigeria, Zambia, Zimbabwe

PROGRAM LOCATIONS (2005-2017)
Angola, Eritrea, Indonesia, Mozambique, Peru, Philippines, Rwanda, South Africa, Sudan, Sri Lanka, Tanzania, Thailand, Uganda

FUNDRAISING OFFICES (2019)
U.S., U.K., Germany, Canada, Australia, Switzerland

OUR GLOBAL IMPACT



208,480

PHILANTHROPIC
BICYCLES



238,860

SOCIAL ENTERPRISE
BICYCLES



447,340

TOTAL BICYCLES
DISTRIBUTED



2,201

MECHANICS
TRAINED



WORLD BICYCLE RELIEF®

WORLD BICYCLE RELIEF MOBILIZES PEOPLE THROUGH THE POWER OF BICYCLES.

WORLDBICYCLERELIEF.ORG



BUFFALO BICYCLES
ZIMBABWE

BUILT FOR BIG LOADS ON TOUGH ROADS IN AFRICA
www.buffalobicycle.com

OFFICE/SHOP

Ruwa
Stand 540
Roro Close
Ruwa

OFFICE/SHOP

Bulawayo
53 Fife Street/
Corner 4th Avenue,
Bulawayo

SHOP

Chegutu
Shop B6,
Tingle Centre,
23 Station Street,
Chegutu

SHOP

Chiredzi
77 Knobthorn Road,
Chiredzi

SHOP

Gokwe
102 Gokwe
Industrial Site,
Gokwe Centre

SHOP

Harare
Shop 4, 45 Harare
Street/Corner
Charter Road,
Harare